

2 Perpustakaan UMSIDA

Draft Article Pop-Up Book_Savira Agnisa.docx

 pet K1 SEPTEMBER 2024 Perpustakaan

Document Details

Submission ID

trn:oid:::1:3018783019

Submission Date

Sep 24, 2024, 2:11 PM GMT+7

Download Date

Sep 24, 2024, 3:00 PM GMT+7

File Name

Draft Article Pop-Up Book_Savira Agnisa.docx

File Size

5.3 MB

7 Pages**1,483 Words****8,365 Characters**





2% Overall Similarity

The combined total of all matches, including overlapping sources, for each database.




Filtered from the Report

- Bibliography
- Quoted Text

Match Groups

-  **2** Not Cited or Quoted 2%
Matches with neither in-text citation nor quotation marks
-  **0** Missing Quotations 0%
Matches that are still very similar to source material
-  **0** Missing Citation 0%
Matches that have quotation marks, but no in-text citation
-  **0** Cited and Quoted 0%
Matches with in-text citation present, but no quotation marks

Top Sources

- 2%  Internet sources
- 1%  Publications
- 2%  Submitted works (Student Papers)

Integrity Flags

0 Integrity Flags for Review

No suspicious text manipulations found.

Our system's algorithms look deeply at a document for any inconsistencies that would set it apart from a normal submission. If we notice something strange, we flag it for you to review.

A Flag is not necessarily an indicator of a problem. However, we'd recommend you focus your attention there for further review.

Match Groups

- 2** Not Cited or Quoted 2%
 Matches with neither in-text citation nor quotation marks
- 0** Missing Quotations 0%
 Matches that are still very similar to source material
- 0** Missing Citation 0%
 Matches that have quotation marks, but no in-text citation
- 0** Cited and Quoted 0%
 Matches with in-text citation present, but no quotation marks

Top Sources

- 2% Internet sources
- 1% Publications
- 2% Submitted works (Student Papers)

Top Sources

The sources with the highest number of matches within the submission. Overlapping sources will not be displayed.

- 1 Internet

archive.umsida.ac.id 2%
- 2 Student papers

Universitas Muhammadiyah Sidoarjo 1%

Savira's Magical Body Pop-Up Book (Buku Pop-Up Tubuh Ajaib Savira)

Savira Agnisa¹⁾, Wahyu Taufiq²⁾

¹⁾ Program Studi Ilmu Pendidikan Bahasa Inggris, Universitas Muhammadiyah Sidoarjo, Indonesia

²⁾ Program Studi Ilmu Pendidikan Bahasa Inggris, Universitas Muhammadiyah Sidoarjo, Indonesia

*Email Penulis Korespondensi: taufiq@umsida.ac.id

Abstract: Savira's Magical Body Pop-Up Book is an interactive educational tool designed to introduce elementary school students to the fascinating world of body parts while enhancing their English language skills. This enchanting pop-up book utilizes vibrant visuals and three-dimensional elements to engage young learners, making the learning process both fun and effective. Each page features dynamic illustrations and interactive exercises that facilitate comprehension and retention of body parts. The book's structured content includes an introduction to the human body, detailed sections on various body parts, and interactive labeling activities that promote active participation. By employing multisensory approaches, this product improves retention and understanding, providing a holistic learning experience that allows students to explore and understand their bodies in an immersive way.

Keywords: learning media, pop-up books, parts of the body

Abstrak: Buku Pop-Up Tubuh Ajaib Savira adalah alat pendidikan interaktif yang dirancang untuk memperkenalkan siswa sekolah dasar pada dunia bagian tubuh yang menakutkan sekaligus meningkatkan keterampilan bahasa Inggris mereka. Buku pop-up yang mempesona ini memanfaatkan visual yang hidup dan elemen tiga dimensi untuk melibatkan pelajar muda, menjadikan proses pembelajaran menyenangkan sekaligus efektif. Setiap halaman menampilkan ilustrasi dinamis dan latihan interaktif yang memudahkan pemahaman dan ingatan tentang bagian tubuh. Konten terstruktur buku ini mencakup pengenalan tentang tubuh manusia, bagian terperinci tentang berbagai bagian tubuh, dan aktivitas pemberian label interaktif yang mendorong partisipasi aktif. Dengan menggunakan pendekatan multisensori, produk ini meningkatkan ingatan dan pemahaman, memberikan pengalaman belajar holistik yang memungkinkan siswa untuk mengeksplorasi dan memahami tubuh mereka secara mendalam.

Kata Kunci: media pembelajaran, buku pop-up, bagian-bagian tubuh

I. PRODUCT DESCRIPTION

Introduce young learners to the fascinating world of body parts with Savira's Magical Body Pop-Up Book. Designed for elementary school students, this enchanting book combines vibrant visuals and three-dimensional elements to make learning English fun and effective. Each page features dynamic pop-up elements that captivate students' attention and facilitate their comprehension of body parts. The interactive elements in pop-up books significantly enhance student engagement and comprehension, making learning both enjoyable and effective [1]. Engaging illustrations help students visualize and retain the names and functions of body parts effectively [2]. Each section includes interactive exercises that encourage children to participate actively, enhancing vocabulary retention [3]. Interactive learning tools engage young minds and make the educational experience more enjoyable. The book's comprehensive structure features a cover page, an introduction to the human body, detailed explorations of the head, upper body, and lower body, interactive labeling activities, and reinforcement exercises. Additionally, multisensory learning approaches can significantly improve retention and understanding [4], utilizing multisensory approaches, such as pop-up books, transforms traditional learning into an immersive experience that captivates young learners [5]. By incorporating recent research and references, Savira's Magical Body Pop-Up Book enriches English language learning and provides an immersive experience for young learners exploring the human body.

II. PRODUCT CONTENT

1. Cover Page:

- Colorful and inviting design featuring a playful illustration of the human body.
- Title: "Savira's magical Body Pop-Up Book"
- Welcome Phrase: "Let's Explore the Human Body!"



Picture 1 Cover Page

2. Page 1: Introduction to the Human Body

- Full-length pop-up illustration of the human body.
- Labels for major parts like “Head,” “Hand,” “Stomach,” and “Foot”
- Introductory text: “This is the human body. Let’s learn about its parts!”



Picture 2 Page 1: Introduction to the Human Body

3. Page 2: Head and Face

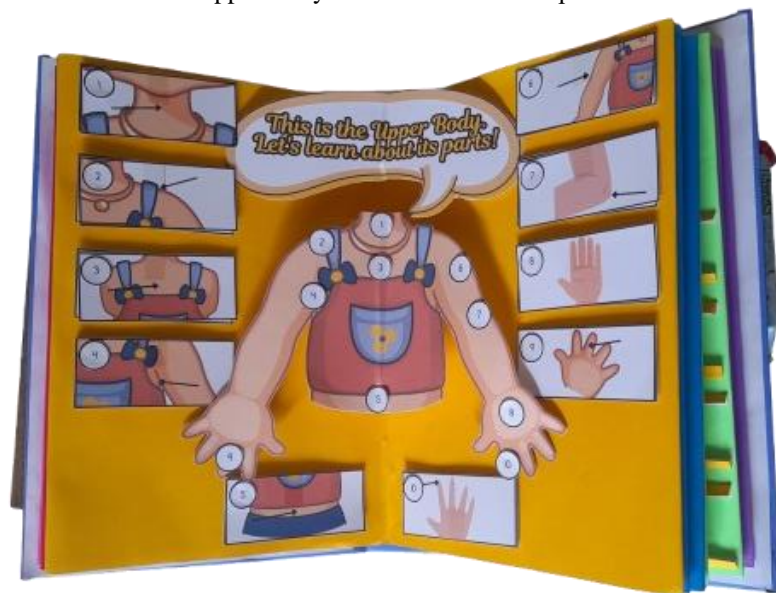
- Full-length pop-up illustration of the Head and Face.
- Some parts are labeled with numbers and pictures that can be opened to reveal the names of the parts of the head and face.
- Introductory text: “This is the Head and Face. Let’s learn about its parts!”



Picture 3 Page 2: Head and Face

4. Page 3: Upper Body

- Full-length pop-up illustration of the Upper Body.
- Some parts are labeled with numbers and pictures that can be opened to reveal the names of the parts of the upper body.
- Introductory text: "This is the Upper Body. Let's learn about its parts!"



Picture 4 Page 3: Upper Body

5. Page 4: Lower Body


- Full-length pop-up illustration of the Lower Body.
- Some parts are labeled with numbers and pictures that can be opened to reveal the names of the parts of the lower body.
- Introductory text: "This is the Lower Body. Let's learn about its parts!"



Picture 5 Page 4: Lower Body

6. Page 5: Test and Activity

- Picture of a human body with several labels to match.
- Exercise: "Match the names with the pictures."



Picture 6 Page 5: Interactive Activity

7. Closing Page: Interactive Activity

- Blank area for students to label or name body parts.
- Instructions: "Label the body parts."



Picture 7 Closing Page: Test and Activity

III. USE INSTRUCTIONS PRODUCT

Integrating pop-up books into English lesson plans can be done in several creative ways, serving as an interactive tool for hands-on demonstrations of body parts and helping students engage with new vocabulary. Using pop-up books facilitates active learning and student engagement, essential for understanding new concepts [6]. These books act as a bridge between theory and practice, allowing students to grasp concepts in a fun and interactive manner. Here's a step-by-step guide for using a pop-up book to teach body parts:

1. **Preparation:**
 - a. **Set Up:** Ensure the pop-up book is in good condition and that the classroom is arranged so all students can see the book clearly.
 - b. **Introduce the Lesson:** Explain to students that they will be using a pop-up book to learn about body parts. Show them the cover page to pique their interest.
2. **Cover Page:**
 - a. **Activity:** Display the colourful cover page of the pop-up book, read aloud the title like "Learn the Body Parts," and the welcoming phrase "Let's Explore the Human Body!"
 - b. **Discussion:** Ask students what they know about the human body to activate prior knowledge and set the stage for the lesson.
3. **Page 1: Introduction to the Human Body:**
 - a. **Activity:** Open the pop-up elements to reveal the full-length human body, pointing out and naming major parts (head, arms, legs).
 - b. **Description:** Read the introductory text, e.g., "This is the human body. Let's learn about its parts!"
 - c. **Engagement:** Ask students to identify these body parts on themselves, e.g., "Can you touch your head?" or "Show me your legs."
4. **Page 2: Head and Face:**
 - a. **Activity:** Open the 3D head pop-up to reveal features like eyes, nose, mouth, and ears.
 - b. **Description:** Explain each feature with phrases like "These are the eyes, nose, mouth, and ears. They help us see, smell, taste, and hear."
 - c. **Interactive Exercise:** Have students perform actions related to the features, e.g., "Point to your eyes" or "Show where your nose is."
5. **Page 3: Upper Body:**
 - a. **Activity:** Open the 3D pop-up to display the chest, stomach, and arms.

- b. **Description:** Read the description, e.g., "Here are the stomach, chest, and arms. The arms help us hold and move things."
 - c. **Interactive Exercise:** Invite students to "Touch your chest" or "Move your arms up and down."
- 6. **Page 4: Lower Body:**
 - a. **Activity:** Reveal the pop-up showing the hips, parts of the legs, and toes.
 - b. **Description:** Read aloud, e.g., "The stomach, hips, and legs help us stand and move."
 - c. **Interactive Exercise:** Prompt students with "Touch your stomach" or "Show your legs."
- 7. **Page 5: Test and Activity:**
 - a. **Activity:** Open the page featuring a human body with several pictures to label with names.
 - b. **Description:** Provide exercises like "Match the names with the pictures" to reinforce knowledge.
 - c. **Discussion:** Review the answers with the class and address any remaining questions.
- 8. **Closing Page: Interactive Activity:**
 - a. **Activity:** Present a blank area for students to label or name the body parts.
 - b. **Description:** Instruct students to "Label the body parts" to practice their new vocabulary.
 - c. **Engagement:** Walk around to assist and encourage students as they work on labelling.
- 9. **Review and Reflection:**
 - a. **Summary:** Recap the body parts covered and highlight how the pop-up book helped in understanding them.
 - b. **Feedback:** Ask students to share what they liked about the pop-up book and what they learned from it.

REFERENCES

- [1] Davis, J., & Clark, A. *Interactive Learning Tools for Young Students*. Educational Media Review, 45(2), 2018, pp. 30-42.
- [2] Johnson, L. *Visual Learning: Enhancing Vocabulary Retention through Pop-Up Books*. Journal of Early Education, 54(1), 2019, pp. 10-21.
- [3] Miller, R., & Taylor, S. *Engaging Young Learners: The Impact of Interactive Books*. Teaching Innovations, 37(3), 2020, pp. 67-79.
- [4] Wilson, K. *Multisensory Learning Approaches in Primary Education*. Educational Psychology Review, 29(4), 2021, pp. 112-127.c
- [5] Smith, L. *Pop-Up Books: A Guide to Collecting and Creating*. Thames & Hudson, 2015.
- [6] Green, M., & Hall, P. *Effective Teaching Strategies Using Interactive Media*. Journal of Educational Technology, 62(2), 2018, pp. 85-98.

Conflict of Interest Statement:

The author declares that the research was conducted in the absence of any commercial or financial relationships that could be construed as a potential conflict of interest.